

SWELL SINGLE

DESCRIPTION

Elegant with undulating contours, Swell Single is an LED pendant designed to seamlessly blend the line between indoor and outdoor lighting. Swell single can be suspended individually or as a chandelier grouping to perfectly complement residential, commercial, lounge and hospitality settings alike.

FIXTURE TYPE

Pendant

LIGHT SOURCE

E26-2700K PAR LED bulb

PRODUCT CODES

Swell Single Narrow (White/Brass):	SWEL NRWHT/BRA
Swell Single Narrow (Black/Brass):	SWEL NRWBLK/BRA
Swell Single Narrow (Brass/Brass):	SWEL NRWBR/BRA
Swell Single Medium (White/Brass):	SWEL MEDWHT/BRA
Swell Single Medium (Black/Brass):	SWEL MEDBLK/BRA
Swell Single Medium (Brass/Brass):	SWEL MEDBR/BRA
Swell Single Wide (White/Brass):	SWEL WIDWHT/BRA
Swell Single Wide (Black/Brass):	SWEL WIDBLK/BRA
Swell Single Wide (Brass/Brass):	SWEL WIDBR/BRA

LIGHT CONTROL

Hard-wired
ELV dimmer recommended

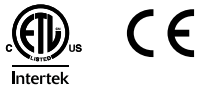
FEATURES

Fully dimmable
For indoor and outdoor use
Damp rated
Interchangeable shades
Dark Sky compliant

SPECIFICATIONS

Voltage: 120V 60Hz
Power consumption: 14.5W
Color temperature: 2700K
Luminosity: 800 Lumens
Luminaire efficacy: 55 Lumens/Watt
Color Rendition Index: 82 CRI
40K hour lifespan
Cord length: 10' (305cm)
1 year warranty

CERTIFICATIONS



PACKAGING WEIGHT AND DIMENSIONS

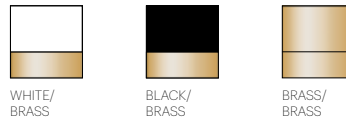
Swell Single:	5.25LBS	15.5" X 16" X 14.5"
	2.4KGS	39cm X 41cm X 37cm

NOTES

Title 24 compliant model available upon request
Custom requests can be considered on volume orders
Clear anodized aluminum finish available on special orders

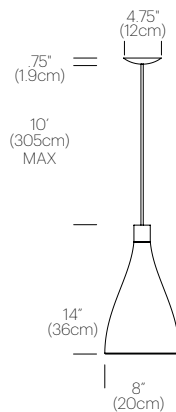


FINISHES

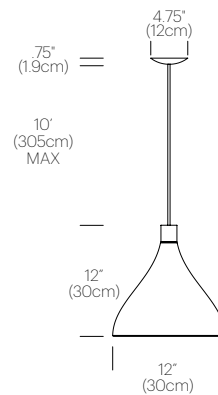


DIMENSIONS

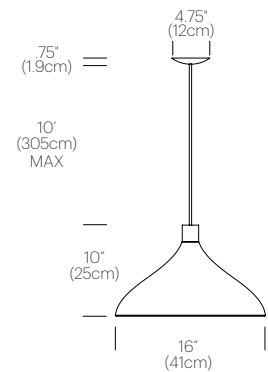
SWELL SINGLE NARROW



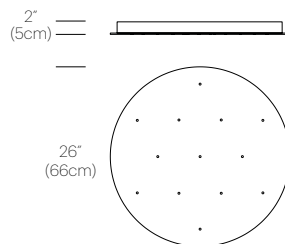
SWELL SINGLE MEDIUM



SWELL SINGLE WIDE



UNIVERSAL CHANDELIER CANOPY



Universal Canopy available for 3, 5 and 7 lamp configurations. Consult website for configuration options

SWELL STRING 3 MIXED

DESCRIPTION

Elegant and infinitely flexible, Swell String is a modular LED lighting system designed to seamlessly blend the line between indoor and outdoor lighting. Swell String's three shade design can be mixed and matched to create dynamic groupings. Swell String can be suspended both vertically and horizontally in configurations of up to (34) lamps from a single power source to perfectly complement residential, commercial, lounge and hospitality settings alike.

FIXTURE TYPE

Pendant

LIGHT SOURCE

E26-2700K PAR LED bulb

PRODUCT CODES

Swell String Mixed (White/Brass):	SWEL STR WHT/BRA
Swell String Mixed (Black/Brass):	SWEL STR BLK/BRA
Swell String Mixed (Brass/Brass):	SWEL STR BRA/BRA
Swell 12' Extension Cord (White):	SWEL STR ACC EXT 12 WHT
Swell 12' Extension Cord (Black):	SWEL STR ACC EXT 12 BLK
Swell Horizontal Mounting Kit:	SWEL HRZ MOUNT

LIGHT CONTROL

Hard-wired
ELV dimmer recommended

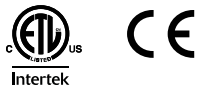
FEATURES

Fully dimmable
For indoor and outdoor use
Damp rated
Interchangeable shades
Interconnectable sockets

SPECIFICATIONS

Voltage: 120V 60Hz
Power consumption: 14.5W
Color temperature: 2700K
Luminosity: 800 Lumens
Luminaire efficacy: 55 Lumens/Watt
Color Rendition Index: 82 CRI
40K hour lifespan
(3x) 10' (305cm) vertical mounting kit cable included
30' (915cm) horizontal mounting kit cable sold separately
8' (244cm) power feed cord and canopy included
Horizontal mounting kit supports 12 lamps MAX
MAX interconnected 14.5W lamps: 34
Title 20 compliant
Dark Sky compliant
1 year warranty

CERTIFICATIONS



PACKAGING WEIGHT AND DIMENSIONS

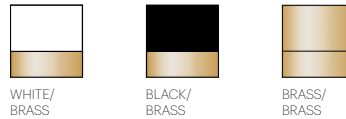
Swell String 3 Mixed:	12.3LBS 16.5" X 16" X 14.5"
	5.6KGS 42cm X 41cm X 37cm

NOTES

Title 24 compliant model available upon request
Custom requests can be considered on volume orders

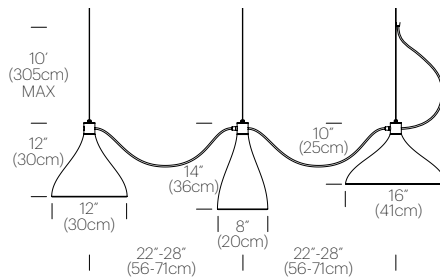


FINISHES

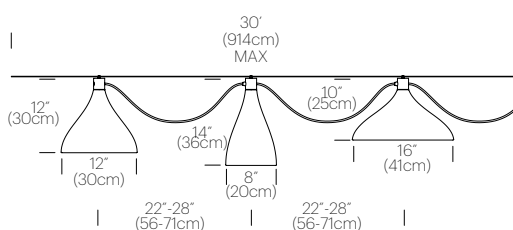


DIMENSIONS

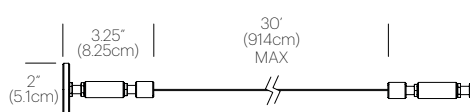
SWELL STRING 3 MIXED VERTICAL



SWELL STRING 3 MIXED HORIZONTAL



HORIZONTAL MOUNTING KIT



12" JUMPER CABLE



SWELL STRING SINGLE

DESCRIPTION

Elegant and infinitely flexible, Swell String Single is a modular LED lighting system designed to seamlessly blend the line between indoor and outdoor lighting. Swell String Single allows infinite customization, pick your own collection to create a dramatic and personal grouping to fit any environment. Swell String Single can be suspended both vertically and horizontally in configurations of up to (34) lamps from a single power source to perfectly complement residential, commercial, lounge and hospitality settings alike.

FIXTURE TYPE

Pendant

LIGHT SOURCE

E26-2700K PAR LED bulb

PRODUCT CODES

Swell String Single Narrow (White/Brass):	SWEL STR SNG NRW WHT/BRA
Swell String Single Narrow (Black/Brass):	SWEL STR SNG NRW BLK/BRA
Swell String Single Narrow (Brass/Brass):	SWEL STR SNG NRW BRA/BRA
Swell String Single Medium (White/Brass):	SWEL STR SNG MED WHT/BRA
Swell String Single Medium (Black/Brass):	SWEL STR SNG MED BLK/BRA
Swell String Single Medium (Brass/Brass):	SWEL STR SNG NRW BRA/BRA
Swell String Single Wide (White/Brass):	SWEL STR SNG WID WHT/BRA
Swell String Single Wide (Black/Brass):	SWEL STR SNG WID BLK/BRA
Swell String Single Wide (Brass/Brass):	SWEL STR SNG NRW BRA/BRA
Swell Power Feed and Canopy (White):	SWEL PWR WHT
Swell Power Feed and Canopy (Black):	SWEL PWR BLK
Swell 12" Extension Cord (White):	SWEL STR ACC EXT 12 WHT
Swell 12" Extension Cord (Black):	SWEL STR ACC EXT 12 BLK
Swell Horizontal Mounting Kit:	SWEL HRZ MOUNT

LIGHT CONTROL

Hard-wired
ELV dimmer recommended

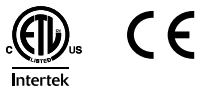
FEATURES

Fully dimmable
For indoor and outdoor use
Damp rated
Interchangeable shades
Interconnectable sockets

SPECIFICATIONS

Voltage: 120V 60Hz
Power consumption: 14.5W
Color temperature: 2700K
Luminosity: 800 Lumens
Luminaire efficacy: 55 Lumens/Watt
Color Rendition Index: 82 CRI
40K hour lifespan
(1x) 10' (305cm) vertical mounting kit cable included
30' (915cm) horizontal mounting kit cable sold separately
8' (244cm) power feed cord and canopy sold separately
Horizontal mounting kit supports 12 lamps MAX
MAX interconnected 14.5W lamps: 24
Title 20 compliant
Dark Sky compliant
1 year warranty

CERTIFICATIONS



PACKAGING WEIGHT AND DIMENSIONS

Swell String Single: 5.25LBS 15.5" X 16" X 14.5"
2.4KGS 39cm X 41cm X 37cm

NOTES

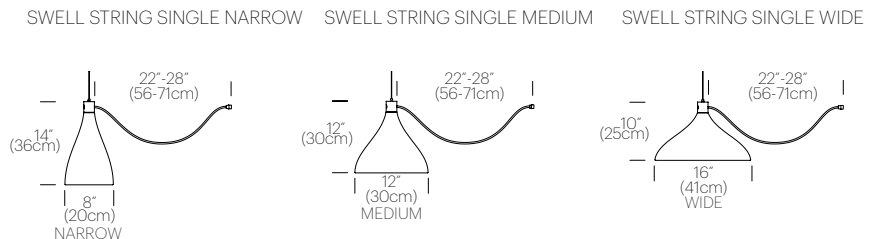
Title 24 compliant model available upon request
Custom requests can be considered on volume orders



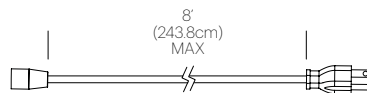
FINISHES



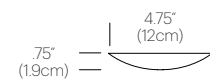
DIMENSIONS



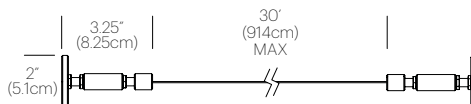
POWER FEED CORD



CANOPY



HORIZONTAL MOUNTING KIT



12" EXTENSION CORD



Pablo